

AUDAX

LA PASSION DU HAUT-PARLEUR

HM170X2

BASS MIDRANGE

101168Q

6¹/₂" - TPX CONE DRIVER - 170 mm**PRESTIGE SERIES****TPX cone**

Non resonant die cast chassis
 Ventilated chassis under spider
 High loss, high compliance rubber suspension
 Edgewound, flat copper wire
 Kapton voice coil former
 Vented pole piece with protection grill
 Gold plated terminals

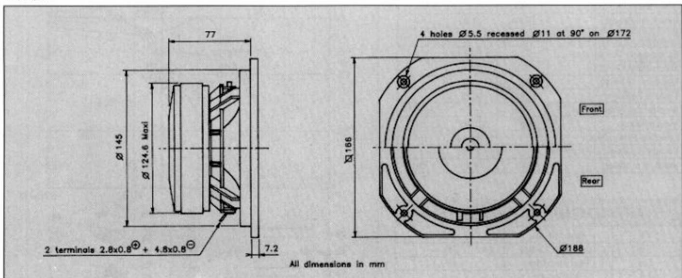
Cône TPX

Châssis Zamak moulé non résonant
 Fond ventilé
 Suspension caoutchouc amortissant hte compliance
 Bobine sur support Kapton
 Fil cuivre plat sur chant
 Noyau ventilé avec grille de protection
 Connectique plaquée or



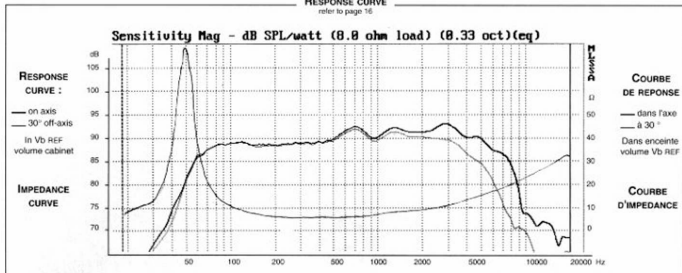
Designed for compact 2-way high end bookshelf systems, or floor standing 2 or 3-way systems, this 6¹/₂" Bass-Midrange driver features a patented TPX diaphragm coupled to a high loss, high compliance rubber suspension. TPX is an advanced polymer that is extremely rigid, very light and possesses high internal damping. High power handling results from the flat, edgewound copper coil mounted onto a fiberglass reinforced Kapton voice coil former. Unobstructed venting of the Zamak die cast chassis contributes to the dramatic transient response. A high loss phasing plug completes the design to ensure a smooth top end response for minimum crossover equalization and a very neutral sound quality. Gold plated terminals offer excellent solderability. The "suggested applications" charts indicate various driver loads, including the box alignment used to measure the response curve (Vb REF). The response curves shown on the diagram indicate the predicted low end response of the driver in the suggested box volume (Vb) with suggested port (Dp-Lp).

Ce Boomer-Médium de 170 mm destiné à des systèmes 2 voies haut de gamme ou des systèmes colonne 2 et 3 voies, est doté d'une membrane en TPX, brevet Audax, matériau offrant d'exceptionnelles propriétés d'amortissement interne, de rigidité et de faible densité (0,83). Le cône TPX est associé à une suspension en caoutchouc amortissant. Sa bonne tenue en puissance résulte de l'utilisation d'une bobine sur support Kapton renforcé fibre de verre en fil de cuivre plat sur chant. L'exceptionnelle réponse en transitoires résulte de la structure ouverte du châssis Zamak dégageant le cône et le spider. L'ogive non résonante complète le design en assurant une fin de bande linéaire et une parfaite neutralité du message musical. La connectique plaquée or permet une excellente soudabilité. The "suggested applications" charts indicate various driver loads, including the box alignment used to measure the response curve (Vb REF). The response curves shown on the diagram indicate the predicted low end response of the driver in the suggested box volume (Vb) with suggested port (Dp-Lp).



RESPONSE CURVE

refer to page 16


SPECIFICATIONS

Technical Characteristics	Symbol	Value	Units
---------------------------	--------	-------	-------

PRIMARY APPLICATION

Nominal Impedance	Z	8	Ω
Resonance Frequency	Fs	46	Hz
Nominal Power Handling	P	70	W
Sensitivity	E	90	dB

VOICE COIL

Voice coil diameter	\varnothing	30	mm
Minimum Impedance	Zmin	6	Ω
DC Resistance	Re	6	Ω
Voice Coil Inductance	Lbm	0,31	mH
Voice coil Length	h	12,5	mm
Former	-	Kapton	-
Number of layers	n	1	-

MAGNET

Magnet dimensions	\varnothing x h	100 x 18	mm
Magnet weight	m	0,55	kg
Flux density	B	1	T
Force factor	BL	6,4	NA ¹
Height of magnetic gap	He	6	mm
Stray flux	Fmag	-	Am ²
Linear excursion	Xmax ¹	$\pm 3,25$	mm

PARAMETERS

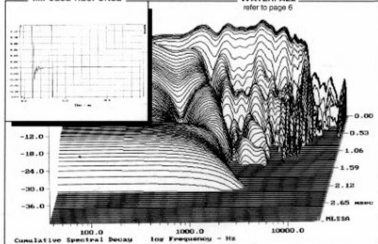
Suspension Compliance	Cms	$1,1 \cdot 10^{-3}$	mN ⁻¹
Mechanical Q Factor	Qms	10,62	-
Electrical Q Factor	Qes	0,46	-
Total Q Factor	Qts	0,44	-
Mechanical Resistance	Rms	0,29	kg s ⁻¹
Moving Mass	Mms	$10,7 \cdot 10^{-3}$	kg
Effective Piston Area	S	$1,39 \cdot 10^{-1}$	m ²
Volume Equivalent of Air at Cas	Vas	$29,8 \cdot 10^{-1}$	m ³
Mass of speaker	M	1,7	kg

APPLICATION PARAMETERS

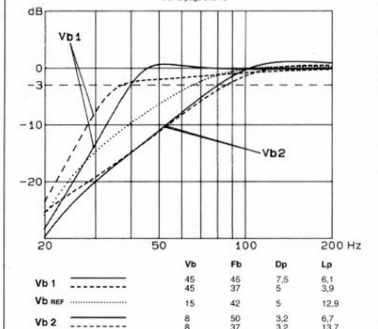
Vb	Box volume	dm ³
Fb	Tuning frequency	Hz
Dp	Port diameter	cm
Lp	Port length	cm

IMPULSE RESPONSE
WATERFALL

refer to page 6


SUGGESTED APPLICATIONS

refer to page 8 to 13



Please refer to method of measurement and measurement conditions pages 15 to 19.

Audax may, without prior notification modify the specifications on its products further to research and development requirements.