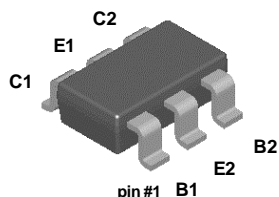


FMB200



SuperSOT™-6
Mark: .N2
Dot denotes pin #1

PNP Multi-Chip General Purpose Amplifier

This device is designed for general purpose amplifier applications at collector currents to 300 mA. Sourced from Process 68.

Absolute Maximum Ratings* T_A = 25°C unless otherwise noted

Symbol	Parameter	Value	Units
V _{CEO}	Collector-Emitter Voltage	45	V
V _{CB0}	Collector-Base Voltage	60	V
V _{EBO}	Emitter-Base Voltage	6.0	V
I _c	Collector Current - Continuous	500	mA
T _J , T _{stg}	Operating and Storage Junction Temperature Range	-55 to +150	°C

*These ratings are limiting values above which the serviceability of any semiconductor device may be impaired.

NOTES:

- 1) These ratings are based on a maximum junction temperature of 150 degrees C.
- 2) These are steady state limits. The factory should be consulted on applications involving pulsed or low duty cycle operations.
- 3) All voltages (V) and currents (A) are negative polarity for PNP transistors.

Thermal Characteristics T_A = 25°C unless otherwise noted

Symbol	Characteristic	Max	Units
		FMB200	
P _D	Total Device Dissipation Derate above 25°C	700	mW
		5.6	mW/°C
R _{θJA}	Thermal Resistance, Junction to Ambient	180	°C/W

PNP Multi-Chip General Purpose Amplifier

(continued)

FMB200

Electrical Characteristics

$T_A = 25^\circ\text{C}$ unless otherwise noted

Symbol	Parameter	Test Conditions	Min	Typ	Max	Units
--------	-----------	-----------------	-----	-----	-----	-------

OFF CHARACTERISTICS

BV_{CBO}	Collector-Base Breakdown Voltage	$I_C = 10\ \mu\text{A}, I_E = 0$	60			V
BV_{CEO}	Collector-Emitter Breakdown Voltage*	$I_C = 1.0\ \text{mA}, I_E = 0$	45			V
BV_{EBO}	Emitter-Base Breakdown Voltage	$I_E = 10\ \mu\text{A}, I_C = 0$	6.0			V
I_{CBO}	Collector Cutoff Current	$V_{CB} = 50\ \text{V}, I_E = 0$			50	nA
I_{CES}	Collector Cutoff Current	$V_{CE} = 40\ \text{V}, I_E = 10$			50	nA
I_{EBO}	Emitter Cutoff Current	$V_{EB} = 4.0\ \text{V}, I_C = 0$			50	nA

ON CHARACTERISTICS

h_{FE}	DC Current Gain	$I_C = 100\ \mu\text{A}, V_{CE} = 1.0\ \text{V}$ $I_C = 10\ \text{mA}, V_{CE} = 1.0\ \text{V}$ $I_C = 150\ \text{mA}, V_{CE} = 5.0\ \text{V}^*$	80 100 100		450 350	
$V_{CE(sat)}$	Collector-Emitter Saturation Voltage	$I_C = 10\ \text{mA}, I_B = 1.0\ \text{mA}$ $I_C = 200\ \text{mA}, I_B = 20\ \text{mA}^*$			0.2 0.4	V V
$V_{BE(sat)}$	Base-Emitter Saturation Voltage	$I_C = 10\ \text{mA}, I_B = 1.0\ \text{mA}$ $I_C = 200\ \text{mA}, I_B = 20\ \text{mA}^*$			0.85 1.0	V V

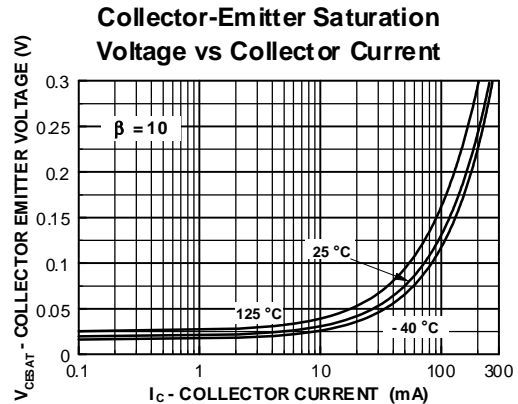
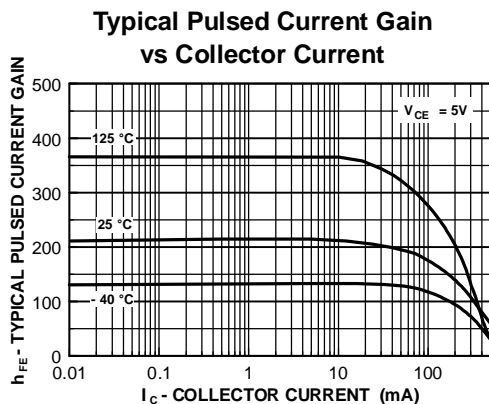
SMALL SIGNAL CHARACTERISTICS

f_T	Current Gain - Bandwidth Product	$V_{CE} = 20\ \text{V}, I_C = 20\ \text{mA}$		300		MHz
C_{obo}	Output Capacitance	$V_{CB} = 10\ \text{V}, f = 1.0\ \text{MHz}$		4.5		pF
NF	Noise Figure	$I_C = 100\ \mu\text{A}, V_{CE} = 5.0\ \text{V},$ $R_G = 2.0\ \text{k}\Omega, f = 1.0\ \text{kHz}$		2.5		dB

*Pulse Test: Pulse Width $\leq 300\ \mu\text{s}$, Duty Cycle $\leq 2.0\%$

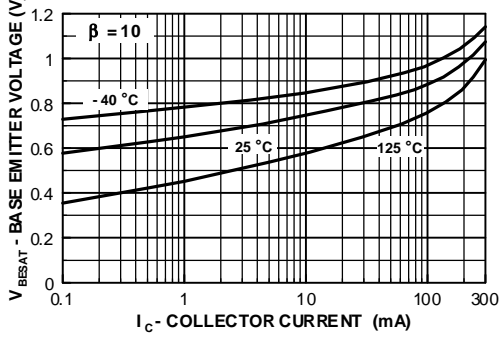
NOTE: All voltages (V) and currents (A) are negative polarity for PNP transistors.

Typical Characteristics

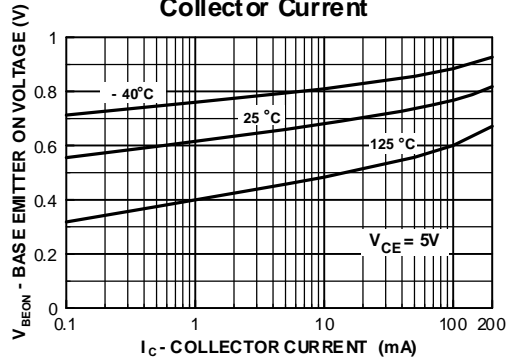


Typical Characteristics (continued)

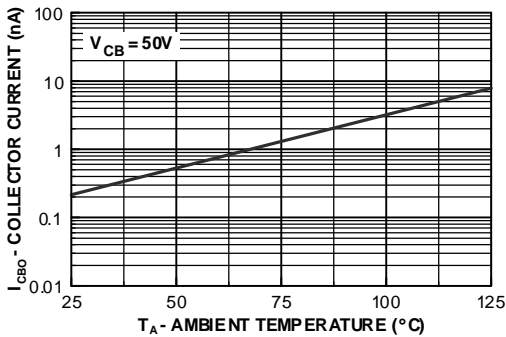
Base-Emitter Saturation Voltage vs Collector Current



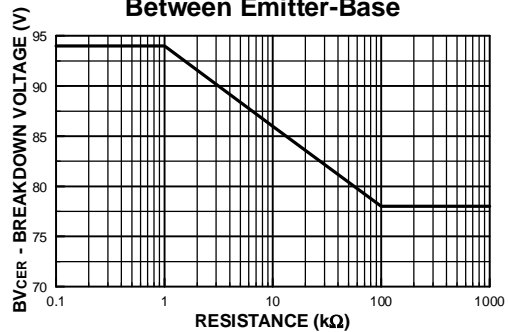
Base Emitter ON Voltage vs Collector Current



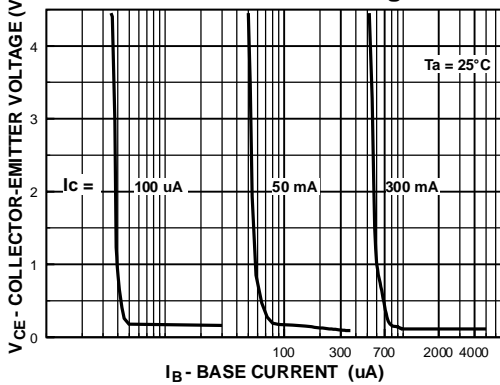
Collector-Cutoff Current vs Ambient Temperature



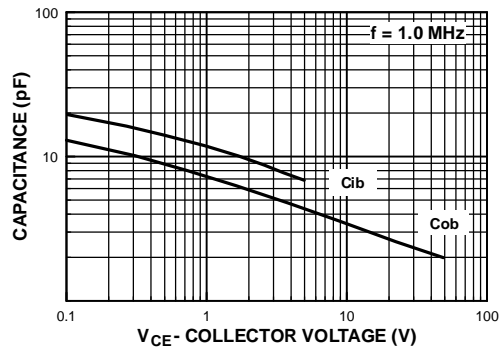
Collector-Emitter Breakdown Voltage with Resistance Between Emitter-Base



Collector Saturation Region



Input and Output Capacitance vs Reverse Voltage



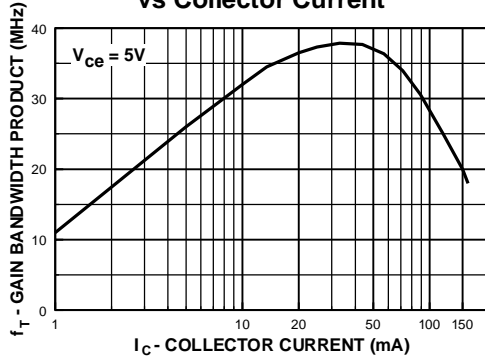
PNP Multi-Chip General Purpose Amplifier

(continued)

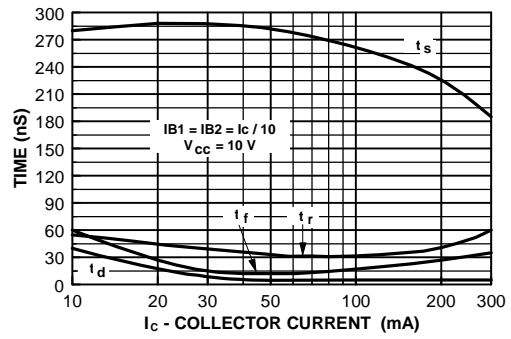
FMB200

Typical Characteristics (continued)

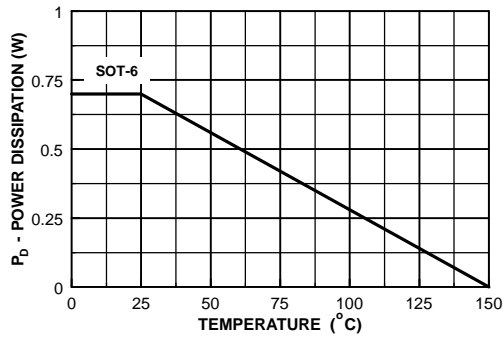
Gain Bandwidth Product vs Collector Current



Switching Times vs Collector Current



Power Dissipation vs Ambient Temperature



TRADEMARKS

The following are registered and unregistered trademarks Fairchild Semiconductor owns or is authorized to use and is not intended to be an exhaustive list of all such trademarks.

ACEx™	FASTr™	PowerTrench®	SyncFET™
Bottomless™	GlobalOptoisolator™	QFET™	TinyLogic™
CoolFET™	GTO™	QS™	UHC™
CROSSVOLT™	HiSeC™	QT Optoelectronics™	VCX™
DOME™	ISOPLANAR™	Quiet Series™	
E ² CMOS™	MICROWIRE™	SILENT SWITCHER®	
EnSigna™	OPTOLOGIC™	SMART START™	
FACT™	OPTOPLANAR™	SuperSOT™-3	
FACT Quiet Series™	PACMAN™	SuperSOT™-6	
FAST®	POP™	SuperSOT™-8	

DISCLAIMER

FAIRCHILD SEMICONDUCTOR RESERVES THE RIGHT TO MAKE CHANGES WITHOUT FURTHER NOTICE TO ANY PRODUCTS HEREIN TO IMPROVE RELIABILITY, FUNCTION OR DESIGN. FAIRCHILD DOES NOT ASSUME ANY LIABILITY ARISING OUT OF THE APPLICATION OR USE OF ANY PRODUCT OR CIRCUIT DESCRIBED HEREIN; NEITHER DOES IT CONVEY ANY LICENSE UNDER ITS PATENT RIGHTS, NOR THE RIGHTS OF OTHERS.

LIFE SUPPORT POLICY

FAIRCHILD'S PRODUCTS ARE NOT AUTHORIZED FOR USE AS CRITICAL COMPONENTS IN LIFE SUPPORT DEVICES OR SYSTEMS WITHOUT THE EXPRESS WRITTEN APPROVAL OF FAIRCHILD SEMICONDUCTOR CORPORATION. As used herein:

1. Life support devices or systems are devices or systems which, (a) are intended for surgical implant into the body, or (b) support or sustain life, or (c) whose failure to perform when properly used in accordance with instructions for use provided in the labeling, can be reasonably expected to result in significant injury to the user.
2. A critical component is any component of a life support device or system whose failure to perform can be reasonably expected to cause the failure of the life support device or system, or to affect its safety or effectiveness.

PRODUCT STATUS DEFINITIONS

Definition of Terms

Datasheet Identification	Product Status	Definition
Advance Information	Formative or In Design	This datasheet contains the design specifications for product development. Specifications may change in any manner without notice.
Preliminary	First Production	This datasheet contains preliminary data, and supplementary data will be published at a later date. Fairchild Semiconductor reserves the right to make changes at any time without notice in order to improve design.
No Identification Needed	Full Production	This datasheet contains final specifications. Fairchild Semiconductor reserves the right to make changes at any time without notice in order to improve design.
Obsolete	Not In Production	This datasheet contains specifications on a product that has been discontinued by Fairchild semiconductor. The datasheet is printed for reference information only.