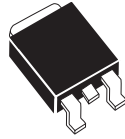


CSHD3-100

SCHOTTKY RECTIFIER
SINGLE, 3.0 AMPS, 100 VOLTS
HIGH VOLTAGE

DPAK
POWER!



DPAK RECTIFIER CASE

CentralTM
Semiconductor Corp.

DESCRIPTION:

The CENTRAL SEMICONDUCTOR CSHD3-100 is a Silicon Schottky Rectifier designed for surface mount high voltage applications requiring a low forward voltage drop.

MARKING CODE: FULL PART NUMBER

MAXIMUM RATINGS: ($T_C=25^\circ\text{C}$ unless otherwise noted)

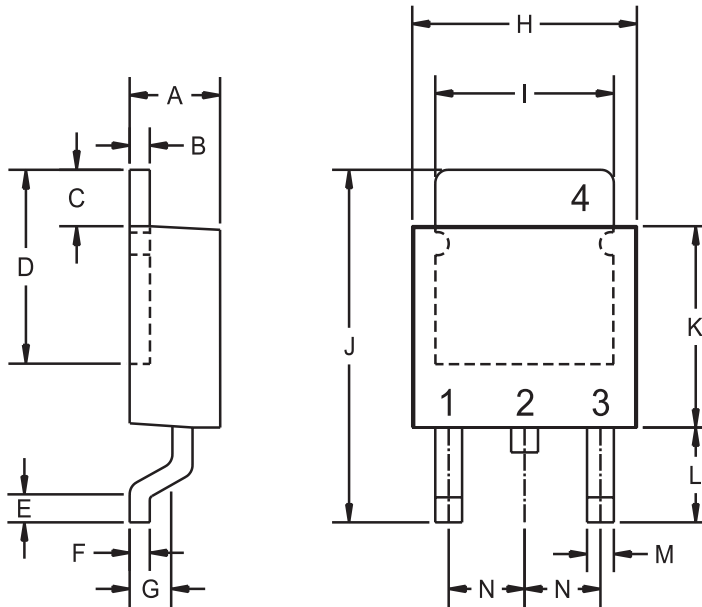
	SYMBOL		UNITS
Peak Repetitive Reverse Voltage	V_{RRM}	100	V
Average Rectified Forward Current ($T_C=120^\circ\text{C}$)	I_O	3.0	A
Peak Forward Surge Current ($t_p=10\text{ms}$)	I_{FSM}	50	A
Peak Repetitive Reverse Surge Current ($t_p=2\mu\text{s}$)	I_{RRM}	1.0	A
Critical Rate of Rise of Reverse Voltage	dv/dt	10,000	V/ μs
Operating and Storage			
Junction Temperature	T_J, T_{stg}	-65 to +150	$^\circ\text{C}$
Thermal Resistance	θ_{JC}	3.5	$^\circ\text{C/W}$

ELECTRICAL CHARACTERISTICS: ($T_C=25^\circ\text{C}$ unless otherwise noted)

SYMBOL	TEST CONDITIONS	MIN	MAX	UNIT
I_R	$V_R=100\text{V}$		30	mA
I_R	$V_R=100\text{V}, T_C=125^\circ\text{C}$		10	mA
V_F	$I_F=3.0\text{A}$		0.85	V
V_F	$I_F=3.0\text{A}, T_C=125^\circ\text{C}$		0.80	V

R2 (26-September 2002)

DPAK RECTIFIER CASE - MECHANICAL OUTLINE



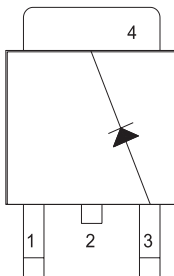
R1

LEAD CODE:

- 1) NO CONNECTION
- 2) CATHODE
- 3) ANODE
- 4) CATHODE

PIN 2 IS COMMON TO THE TAB (4).

MARKING CODE: FULL PART NUMBER



SYMBOL	DIMENSIONS			
	INCHES		MILLIMETERS	
	MIN	MAX	MIN	MAX
A	0.093	0.108	2.35	2.75
B	0.016	0.024	0.40	0.60
C	0.063		1.60	
D	0.203	0.219	5.15	5.55
E	0.012	0.028	0.30	0.70
F	0.020		0.50	
G	0.035	0.051	0.90	1.30
H	0.252	0.268	6.40	6.80
I	0.197	0.213	5.00	5.40
J	-	0.394	-	10.00
K	0.209	0.224	5.30	5.70
L	0.090	0.106	2.30	2.70
M	0.016	0.031	0.40	0.80
N	0.091		2.30	

DPAK RECTIFIER (REV: R1)