



STPS120L15TV

LOW DROP OR-ing POWER SCHOTTKY RECTIFIER

MAIN PRODUCT CHARACTERISTICS

$I_{F(AV)}$	2 x 60 A
V_{RRM}	15 V
V_F (max)	0.31 V

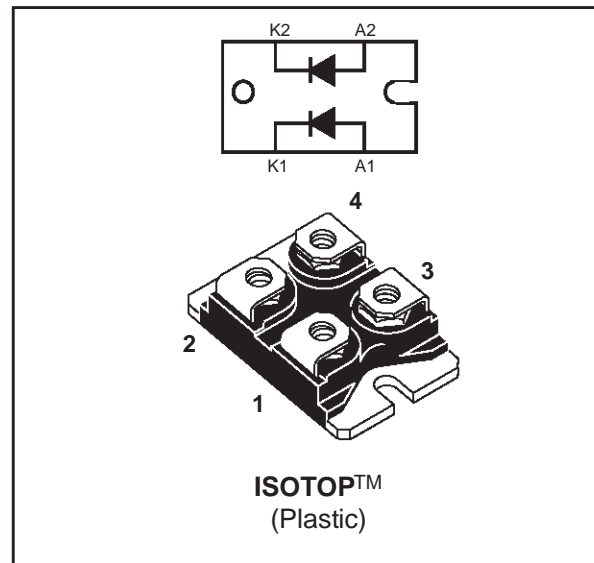
FEATURES AND BENEFITS

- VERY LOW DROP FORWARD VOLTAGE FOR LESS POWER DISSIPATION AND REDUCED HEATSINK

DESCRIPTION

Dual Schottky rectifier suited for Switched Mode Power Supplies and DC to DC power converters.

Packaged in ISOTOP™, this device is especially intended for use as an OR-ing diode in fault tolerant Power Supplies equipments.



ABSOLUTE RATINGS (limiting values)

Symbol	Parameter	Value	Unit
V_{RRM}	Repetitive peak reverse voltage	15	V
$I_{F(RMS)}$	RMS forward current	160	A
$I_{F(AV)}$	Average forward current	$T_c = 80^\circ\text{C}$ $\delta = 1$	A
I_{FSM}	Surge non repetitive forward current	$t_p = 10 \text{ ms}$ Sinusoidal	A
I_{RRM}	Repetitive peak reverse current	$t_p = 2 \mu\text{s}$ $F = 1 \text{ kHz}$	A
T_{stg}	Storage temperature range	- 65 to + 150	$^\circ\text{C}$
T_j	Maximum junction temperature	100	
dV/dt	Critical rate of rise of reverse voltage	10000	V/ μs

ISOTOP is a trademark of STMicroelectronics

STPS120L15TV

THERMAL RESISTANCES

Symbol	Parameter	Value	Unit
R _{th(j-c)}	Junction to case	Per diode	0.45
		Total	0.28
R _{th(c)}	Coupling	0.1	

STATIC ELECTRICAL CHARACTERISTICS (per diode)

Symbol	Parameter	Tests Conditions	Min.	Typ.	Max.	Unit	
I _R *	Reverse leakage current	T _j = 100°C	V _R = 5V		450		mA
		T _j = 25°C	V _R = 10V			22	mA
		T _j = 100°C			0.7	2.2	A
V _F *	Forward voltage drop	T _j = 25°C	I _F = 60 A			0.43	V
		T _j = 100°C	I _F = 60 A		0.27	0.31	

Pulse test : * tp = 380 μs, δ < 2%

To evaluate the conduction losses use the following equation :

$$P = 0.18 \times I_{F(AV)} + 2.2 \cdot 10^{-3} \times I_{F(RMS)}^2$$

Typical junction capacitance, V_R = 5V F = 1MHz T_j = 25°C : 8nF

Fig. 1: Average forward power dissipation versus average forward current (per diode).

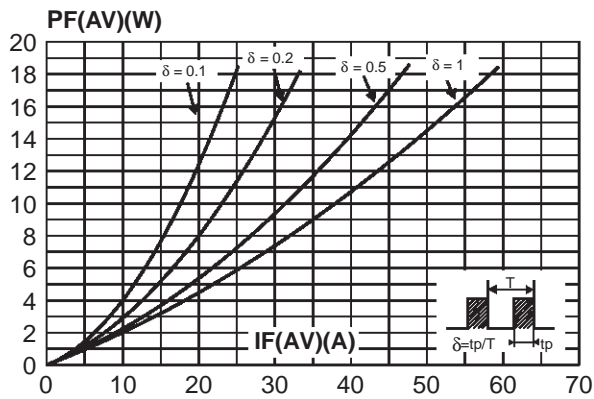


Fig. 2: Average forward current versus ambient temperature (δ = 1) (per diode).

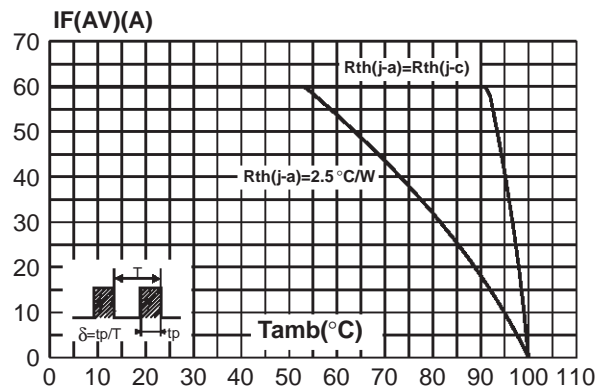


Fig. 3: Non repetitive surge peak forward current versus overload duration (maximum values per diode).

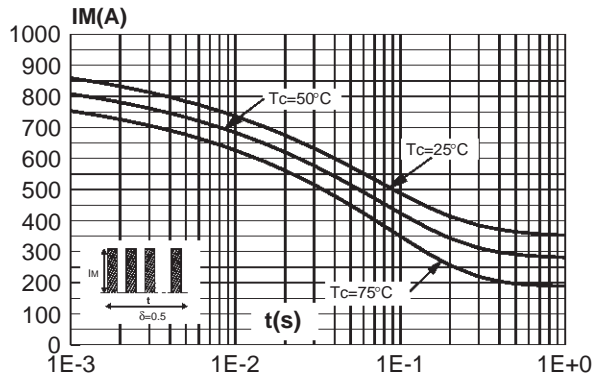


Fig. 4: Relative variation of thermal impedance junction to case versus pulse duration.

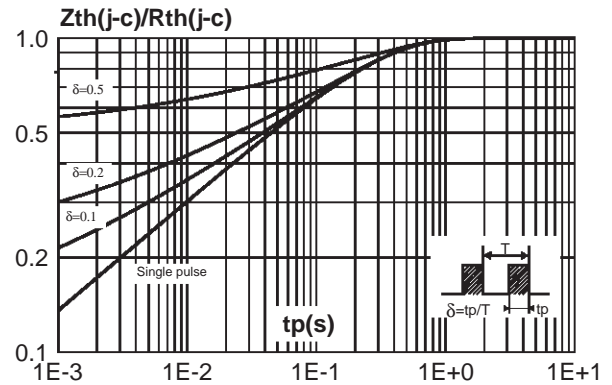


Fig. 5: Reverse leakage current versus reverse voltage applied (typical values per diode).

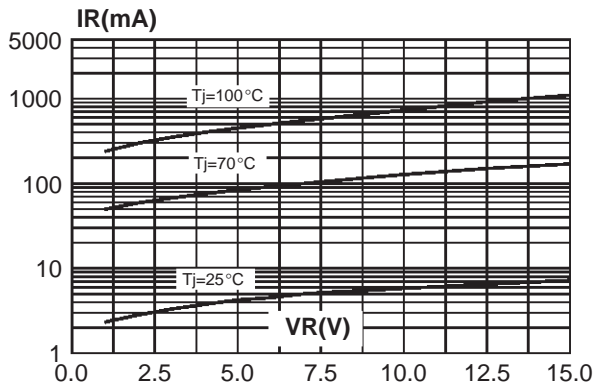


Fig. 6: Junction capacitance versus reverse voltage applied (typical values per diode).

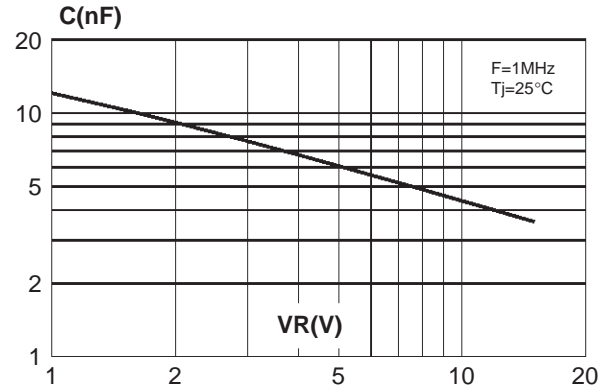
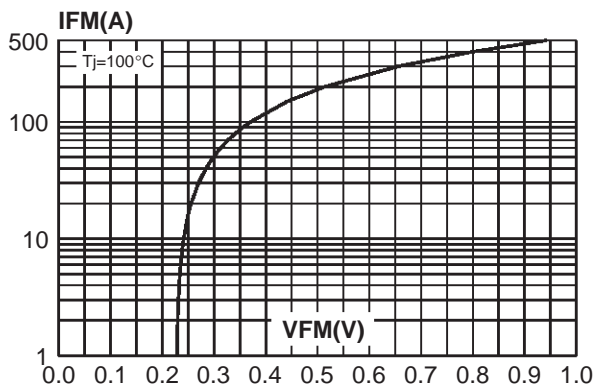
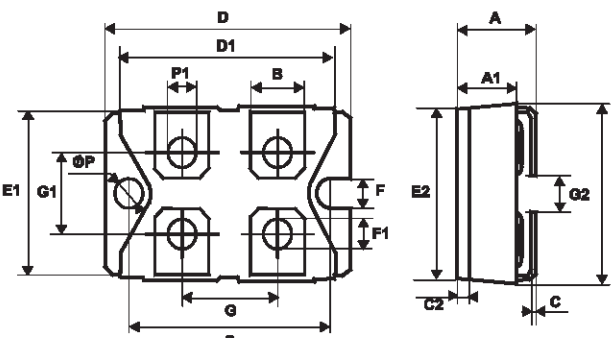


Fig. 7: Forward voltage drop versus forward current (maximum values per diode).



STPS120L15TV

PACKAGE MECHANICAL DATA ISOTOP



REF.	DIMENSIONS					
	Millimeters			Inches		
	Min.	Typ.	Max.	Min.	Typ.	Max.
A	11.80		12.20	0.465		0.480
A1	8.90		9.10	0.350		0.358
B	7.8		8.20	0.307		0.323
C	0.75		0.85	0.030		0.033
C2	1.95		2.05	0.077		0.081
D	37.80		38.20	1.488		1.504
D1	31.50		31.70	1.240		1.248
E	25.15		25.50	0.990		1.004
E1	23.85		24.15	0.939		0.951
E2		24.80			0.976	
G	14.90		15.10	0.587		0.594
G1	12.60		12.80	0.496		0.504
G2	3.50		4.30	0.138		0.169
F	4.10		4.30	0.161		0.169
F1	4.60		5.00	0.181		0.197
P	4.00		4.30	0.157		0.69
P1	4.00		4.40	0.157		0.173
S	30.10		30.30	1.185		1.193

- **Marking:**
- Weight = 28g (without screws)

Information furnished is believed to be accurate and reliable. However, STMicroelectronics assumes no responsibility for the consequences of use of such information nor for any infringement of patents or other rights of third parties which may result from its use. No license is granted by implication or otherwise under any patent or patent rights of STMicroelectronics. Specifications mentioned in this publication are subject to change without notice. This publication supersedes and replaces all information previously supplied. STMicroelectronics products are not authorized for use as critical components in life support devices or systems without express written approval of STMicroelectronics.

The ST logo is a registered trademark of STMicroelectronics

© 1998 STMicroelectronics - Printed in Italy - All rights reserved.

STMicroelectronics GROUP OF COMPANIES

Australia - Brazil - Canada - China - France - Germany - Italy - Japan - Korea - Malaysia - Malta - Mexico - Morocco - The Netherlands - Singapore - Spain - Sweden - Switzerland - Taiwan - Thailand - United Kingdom - U.S.A.